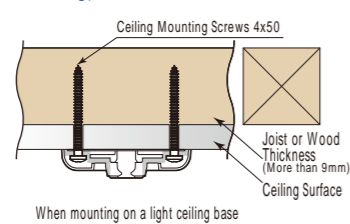
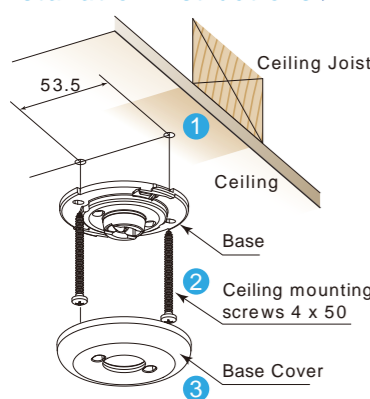


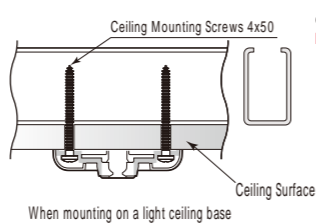
Base Installation Instructions

TAP6090/TAP30

Installation instructions (ex. wood ceiling)

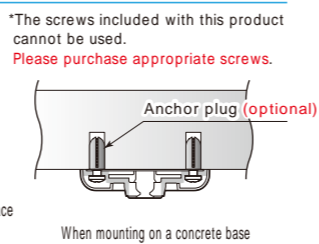


- 1 Please check the specifications of the ceiling.
- 2 Use a driver and use proper fastener to mount the base on your ceiling.
- 3 Once you have mounted the base firmly, put the base cover on.



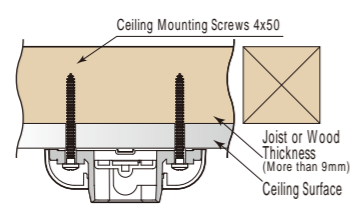
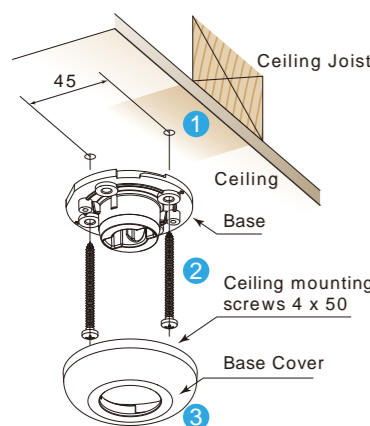
**Warning**

When your ceiling base is made with either light base or concrete, please consult a specialist. Please do not use electric power tools only. Be sure to stop before the end of the tightening of the screws and use a hand tool to screw tightly.

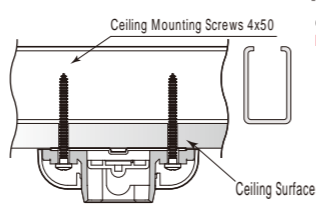


TA6090/TA4560

Installation instructions (ex. wood ceiling)

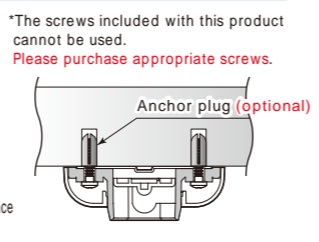


- 1 Please check the specifications of the ceiling.
- 2 Use a driver and use proper fastener to mount the base on your ceiling.
- 3 Once you have mounted the base firmly, put the base cover on.



**Warning**

When your ceiling base is made with either light base or concrete, please consult a specialist. Please do not use electric power tools only. Be sure to stop before the end of the tightening of the screws and use a hand tool to screw tightly.



Color

TAP6090  
TA6090  
TA4560  
TAP30  
White

Packing Specification

TAP6090 : Inner Case 1 pc./set, Outer Case 20set/box  
TA6090 : Inner Case 1 pc./set, Outer Case 30set/box  
TA4560 : Inner Case 1 pc./set, Outer Case 30set/box  
TAP30 : Inner Case 1 pc./set

**Caution**

Please be sure to use a laundry pole. If you use a rope or a string, it may cause breakage or breakdown of the main base unit. Weight tolerance for this base unit is up to 8kg. If you hang anything over the weight, it may cause breakage or breakdown of the main unit. When using two base units, weight tolerance is up to 8kg including the laundry pole. The height of the pole should be adjusted in an appropriate method. If not, it may cause breakage or breakdown of the main unit.

Estimated amount of washable items to dry

Example (4 member family)

- 2 sweatshirt,
- 2 bath towels,
- 5 pairs of socks (using small hanger),
- 4 sets of half sleeves shirts/T-shirts,
- 4 sets of long sleeve shirts or blouses



Total  
Approx. 7.5kg

Weight of Laundry

(Please use this as reference.)


	Internal Research Damp Laundry Weight
Long Sleeve Shirt	Approx. 250g
Short Sleeve Shirt	Approx. 200g
T-Shirt (Cotton)	Approx. 200g
Towel (Cotton)	Approx. 150g
Bath Towel (Cotton)	Approx. 500g
Sweatshirt (Cotton)	Approx. 900g
Denim Pants (Cotton)	Approx. 1000g
Skirt	Approx. 600g
Kid's Skirt/Pants	Approx. 300g

The reason for its long popularity is due to its excellent functionality.

**DRY·WAVE**  
ドライ・ウェーブ

TAP6090/TAP30  
TA6090/TA4560

Room Laundry Pole



Easy & Convenient  
**Expansion Function**  
TAP6090  
TA6090/TA4560



Easy & Convenient  
**Release Function**



Easy & Convenient  
**Angle Adjustable**

TAP6090

Local Vendor

Manufactured By



**TAKARA INDUSTRY CO., LTD.**  
タカラ産業株式会社

2-2-30 Nagata Eminence Bld. 2F,  
Nagata Naka, Higashi Osaka-City, Osaka,  
577-0013, Japan  
TEL: +81-6-7711-3080  
Mail: overseas@takaranet.co.jp  
<http://www.takaranet.co.jp/eng/>

Product photo may appear slightly different from actual product due to photo and printing. Please note that due to product improvements, specification changes may be made without prior notice.

